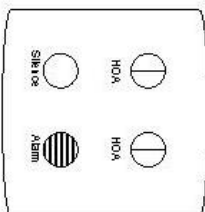
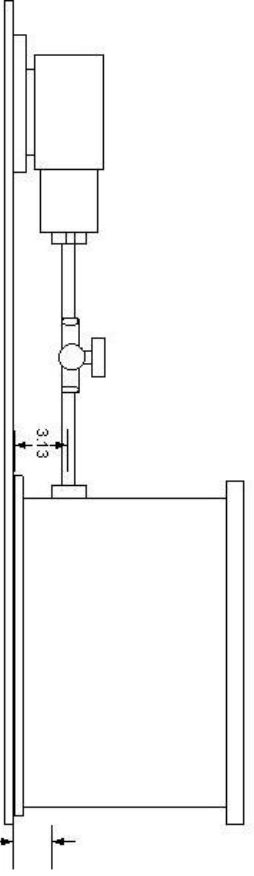
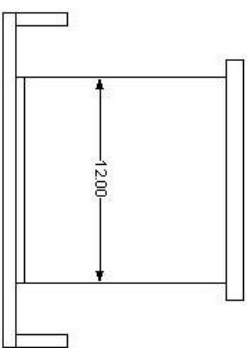
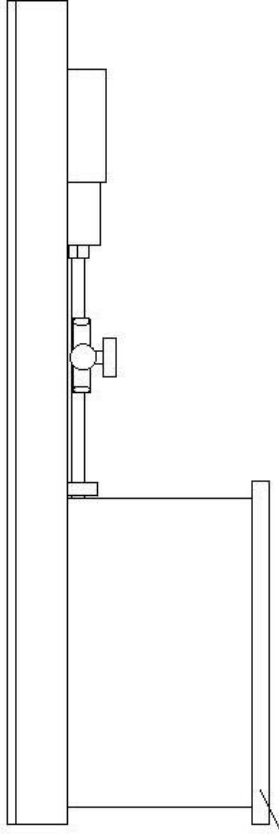


Drip Pan
48" x 19.5" x 3" deep



2	Finish Thompson Pumps PP	
2	Ball Valves 1/2 gwc	Suction
2	Ball Valves 1/2 gwc	Discharge (ship loose)
2	Ball Checks 1/2 CPVC	Discharge (ship loose)
1	Tank Flanged Top PP	
1	Tank Cover 1/2 PP	
1	Drip Pan 1/2 PP	
1	Pump Controller (1" npt)	
1	High High Alarm (2" npt)	
1	1/2 npt pump suction	
1	1" npt vert	
1	1" npt fill	
1	Control Panel with HOA switches & High Level Alarm/Silence	

Tank
12 x 18 x 12 deep
Flanged top



Shown without sidewall of drip pan for clarity

Shown without sidewall of drip pan for clarity

DRAWN BY:	M. COIL	8945
PROJECT ENG.:	R. M. Z.	
PROJECT MGR.:	R. M. Z.	
CHECKER:		

→ DO NOT SCALE DRAWING ←←

UNLESS OTHERWISE SPECIFIED, THE FOLLOWING INFORMATION PERTAINS ONLY TO THIS SHEET

DIMENSIONS IN INCHES ONLY		TOLERANCE
X ±	XXX ±	XXX ±
X ±	FRACTION ±	1/16"
XX ±	ANGLE ±	1°

CORROSION PRODUCTS & EQUIPMENT, INC.
Corrosion Specialty Services
Miami, New York

DRAWING NUMBER: M105-003
REVISION: 1
DWG. SIZE: B

Copyright 2005 CORROSION PRODUCTS & EQUIPMENT, INC.
The document may contain confidential information, including trade secrets, proprietary information, and other confidential information. The drawing, design, right and all other intellectual property rights are reserved by Corrosion Products & Equipment, Inc. Unauthorized use, copying, distribution or reproduction in whole or in part is prohibited.

DRAWING NAME: TFS CESTM MINI PUMP STATION

THIRD ANGLE PROJECTION

SCALE: NONE

PROJECT NUMBER: M105-003

SHEET 1 of 1